ALL DIMENSIONS IN mm - UNLESS STATED | THIRD ANGLE PROJECTION | DO NOT SCALE - IF IN DOUBT, ASK

NOTE:
Drawing indicates RF flanges

A Length
B Length
C Length

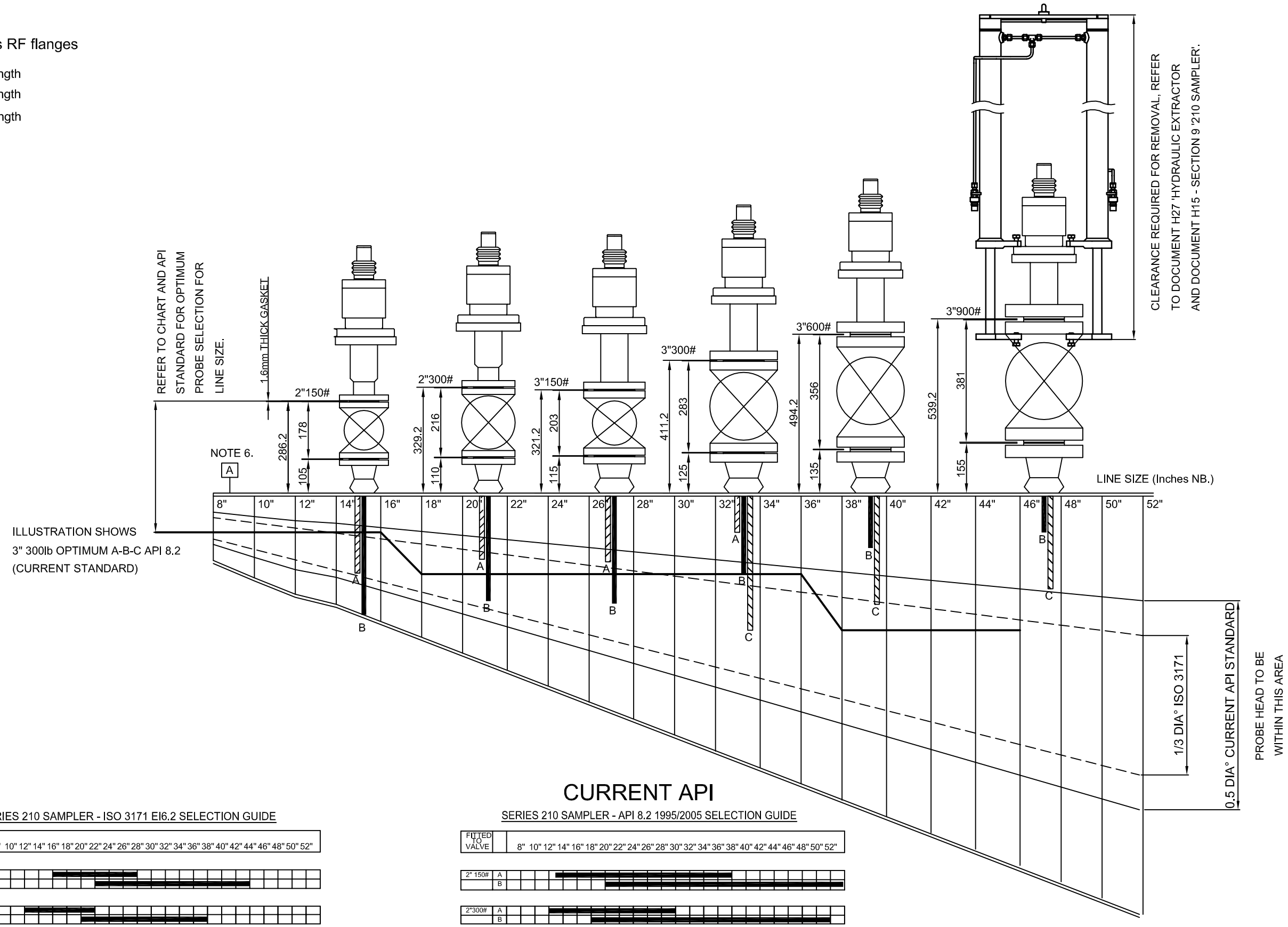

CURRENT API

SERIES 210 SAMPLER - ISO 3171 EI6.2 SELECTION GUIDE



SERIES 210 SAMPLER - API 8.2 1995/2005 SELECTION GUIDE



FOR PROBE WEIGHT REFER TO NOTE 5.

Rev	Date	Description	Drn	Ch'kd	App'd
0	1.10.99	1st Issue	SRB	PW	MAJ
1	22 Jan 09	PDF showed same colour for Non-prefered sizes Highlight 300/600# valve fitting Show only available sizing Show text sizing in guide	NMc	PW	PW
2	27 Mar 12	Add 1/3 and 1/2 API table note & logo.	JPH	NA	NMc

NOTE 1:
Jiskoot no longer manufacture 300# seal housings, as 600# PCD is universal to 300# rated systems.

This influences the insertion length fitted to a 300# or 600# stub and valve.

300# A length 8" to 18",
Fitted to a 600# N/A

300# B length 18" to 38",
Fitted to a 600# 10" to 26"

300# C length 38" to 52",
Fitted to a 600# 26" to 52"

Outside these ranges a shorter valve or a spacer may be required.

NOTE 2:
Velocity Capability:
Maximum recommended product velocity, assuming nominal density 800kg/m3.
'A' length: 8m/s (26ft/s)
'B' length: 6.1m/s (20ft/s)
'C' length: 4.2m/s (13.8ft/s)

NOTE 3:
Vortex breaker required for higher velocity's, consult Jiskoot for further information.

NOTE 4:
Where probe shows as unavailable a shorter pattern full bore valve may be used or consult Jiskoot for further information.

NOTE 5:
Maximum probe weight 39kg (86lb) refer to data sheet S100-0812-6 210P + 210HP

NOTE 6:
Read insertion length chart down parallel from datum line 'A'.

The CAMERON System shown on this P&ID shall be supplied fully assembled, wired and tested by CAMERON.
This drawing and the confidential Trade Secret information on it are the property of Cameron. Possession does not convey any rights to disclose reproduce or use same for any purpose other than that granted by express written permission of Cameron. This drawing is to be returned returned to Cameron upon its request or completion of authorised use.

CAMERON
A CAMERON COMPANY
VALVES & MEASUREMENT
Tunbridge Wells, Kent, U.K.
Tel: +44(0)1892 518000. Fax:+44(0)1892 518100

Title:
SERIES 210 SAMPLER INSERTION LENGTHS & SELECTION GUIDE

Cust Ref No.
JQS Ref No.

Scale	Drg No.	Rev.
NTS	25417	02